



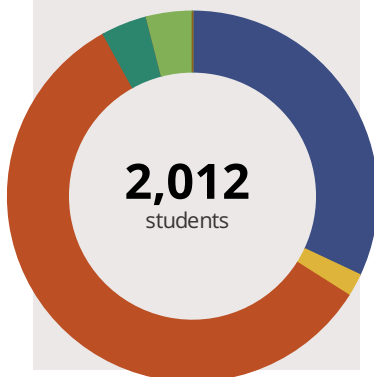
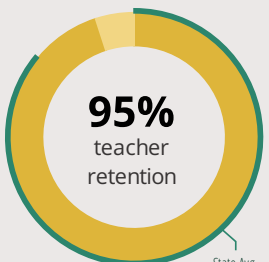
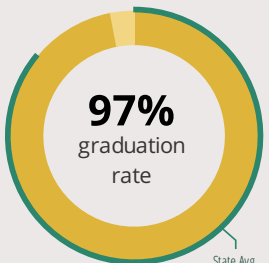
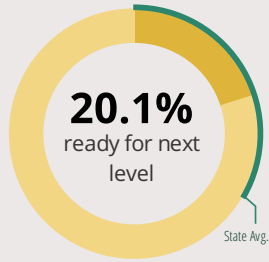
COMMUNITY HIGH SCHOOL

326 JOLIET ST WEST CHICAGO, IL 60185 3142 (630) 876-6200

Grades: 9-12
District: CHSD 94

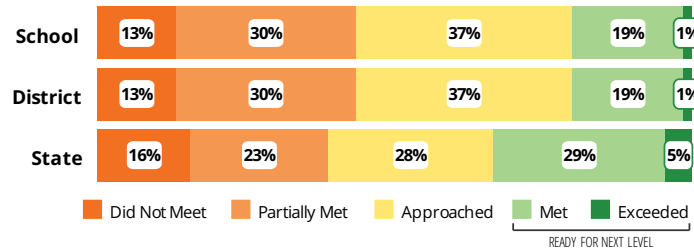
Principal: Dr. Moses Cheng
Superintendent: Dr. Douglas Domeracki

FAST FACTS



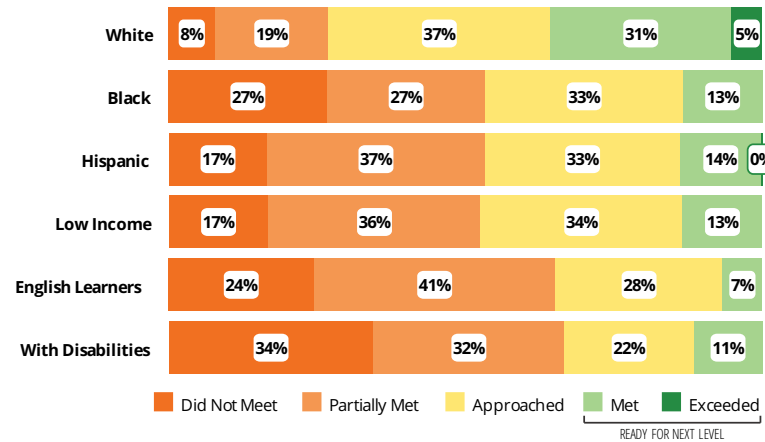
Academic Success

All Illinois students in grades 3-8 take the PARCC assessment each year. High school students take the PARCC in specific Math or English Language Arts (ELA) courses.



Success by Student Group

This display shows PARCC performance levels for each student group. No data is shown for groups with fewer than 10 students.

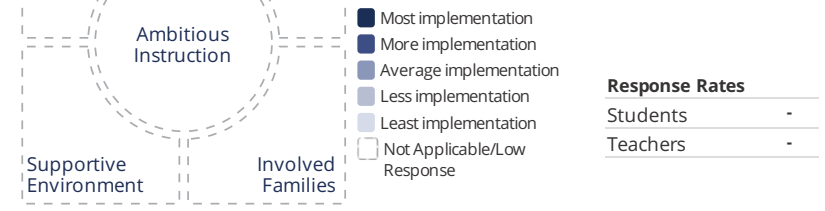


Student Characteristics

White	32%	Low Income	48%
Black	2%	English Learners	11%
Hispanic	58%	With Disabilities	13%
Asian	4%	Homeless	1%
American Indian	0%		
Two or More Races	4%		
Pacific Islander	0%		

School Environment

The **5Essentials Survey** allows students in grades 6-12 and all teachers to share their perspectives on essential conditions for learning. The anonymous survey consists of 5 components.



Response Rates

Students	-
Teachers	-

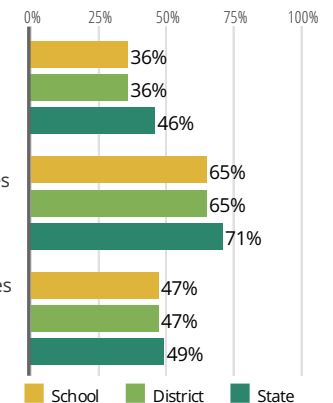
- Effective Leaders**
Do principals and teachers implement a shared vision for success?
- Collaborative Teachers**
Do teachers collaborate to promote professional growth?
- Ambitious Instruction**
Are the classes challenging and engaging?
- Supportive Environment**
Is the school safe, demanding, and supportive?
- Involved Families**
Does the entire staff build strong external relationships?

College Readiness

Ready for College Coursework
Students who meet or exceed ACT college readiness benchmarks

Postsecondary Enrollment
Students who enroll at colleges and universities

Postsecondary Remediation (lower is better)
Students enrolled in Illinois community colleges who require remedial coursework





COMMUNITY HIGH SCHOOL

School Highlights

Academic Courses

3D design, Accounting, Anatomy and Physiology, AP Biology, AP Calculus AB, AP Calculus BC, AP Chemistry, AP English Language and Composition, AP English Literature and Composition, AP Environmental Science, AP Human Geography, AP Macroeconomics, AP Music Theory, AP Physics 1, AP Physics 2, AP Spanish Language, AP Spanish Literature, AP Statistics, AP United States History, AP World History, Architectural Drawing, Art History, AVID Program, Band, Bilingual Programs/Courses, Bilingual Support, ...

Physical Education, Heath and Wellness

After school fitness center program, After school weight room training, Dance, Driver's Education, Individual Sports, Lifeguard Training, Nutrition, Self Defense, Strength Training for Sport and Fitness, Swimming, Team Sports, Triathlon competition, Weight Lifting/Toning

Other Programs and Activities

Art Club, Book Club, Chess Club, Creative Writing, Drama/Theatre, Environmental Club, Film Club, Foreign Exchange programs to Germany, France, Spain, and Costa Rica, Forensics/Speech Teams, Future Business Leaders of America, Gay-Straight Alliance, Habitat for Humanity, Interact, International Club, Language Clubs, Marching Band, Math Club, Mikva Challenge, National Honor Society, Newspaper, OLAAS, Pep Club, Photo Club, Poetry Workshops, Scholastic Bowl, Skills U.S.A., Student Ambassadors, St...

School Awards

Civic Education Teacher of the Year, Civic Mission Whole School Model, College Board AP Honor Roll, CRISS Trained Faculty, FBLA National qualifiers, Illinois Democracy School, IMEA All-State Participants, National Board Certified Teachers, National Democracy School, Personal Finance State Champions, Regular Presenters at various National Conferences, Skills U.S.A. Champions, Wildcat Chronicle (school newspaper) Award recipients, Yearbook Awards and Recognition

Career Development Courses and Programs

Accounting II, Accounting I, Architectural Drafting I, Architectural Drafting II, Audio/Video Production I, Audio/Video Production II, Auto-Body I, Auto-Body II, Automotive Technician I, Automotive Technician II, Basic Horticultural Science, Business and Technology Concepts, Business Law, Business Technology and Procedures, Business/Technical Internship, Care and Learning Services Management, Care and Learning Services Occupations, Carpentry I, Carpentry II, Child Development and Parenting, ...

Athletics

Boy's Baseball, Boy's Basketball, Boy's Cross Country, Boy's Football, Boy's Golf, Boy's Gymnastics, Boy's Lacrosse, Boy's Soccer, Boy's Swimming & Diving, Boy's Tennis, Boy's Track & Field, Boy's Volleyball, Boy's Wrestling, Color Guard, Girl's Badminton, Girl's Basketball, Girl's Competitive Cheerleading, Girl's Cross Country, Girl's Golf, Girl's Gymnastics, Girl's Soccer, Girl's Softball, Girl's Swimming & Diving, Girl's Tennis, Girl's Track & Field, Girl's Volleyball, Snowball, Steppers

School Personnel Resources

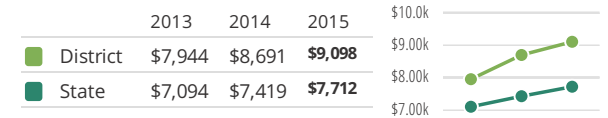
Bilingual Education Teacher, Department Chair, English as a Second Language Teacher, General Administrator or General Supervi, Librarian/Media Specialist, Paraprofessional, School Guidance Counselor, School Social Worker, Special Education Teacher, Student Dean, Supervisor (Special Education Technical

Facilities

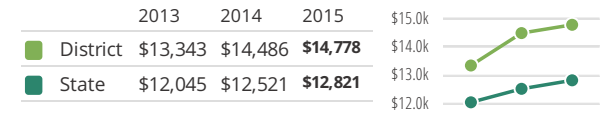
Most of this data has been collected by ISBE from school districts through data systems. Some information, such as the School Highlights, is entered directly by principals and can be updated throughout the year.

District Finance

Instructional Spending per Pupil includes only the activities directly dealing with the teaching of students or the interaction between teachers and students.



Operational Spending per Pupil includes all costs for overall operations in this school's district, including Instructional Spending, but excluding summer school, adult education, capital expenditures, and long-term debt payments.



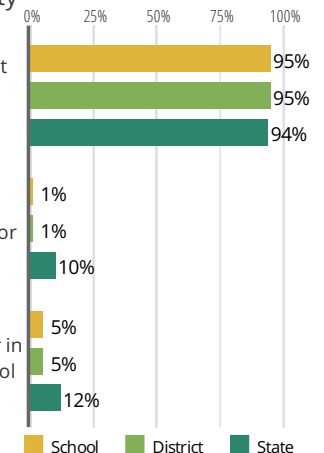
Educator Measures

This school has had **1 principal(s)** over the past 6 years. In the last three years, an average of **95% of teachers** return to this school each year.

Student Attendance and Mobility

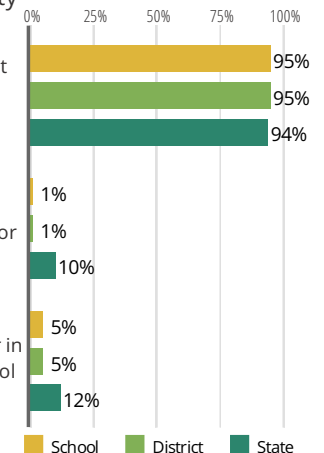
Attendance Rate

Rate at which students are present at school, not including excused or unexcused absences



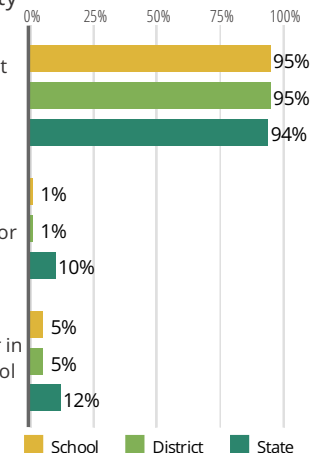
Chronic Truancy Rate

Percentage of students who have been absent without valid reasons for 5% or more of regular school days



Student Mobility

Percentage of students who transfer in or out of the school during the school year, not including graduates



FOR MORE INFORMATION

Visit IllinoisReportCard.com to see additional details about each item of information for this school. There you will find charts spanning multiple years, detailed explanations, resources, more of the school's programs and activities, and powerful tools that let you dig deeper into data.